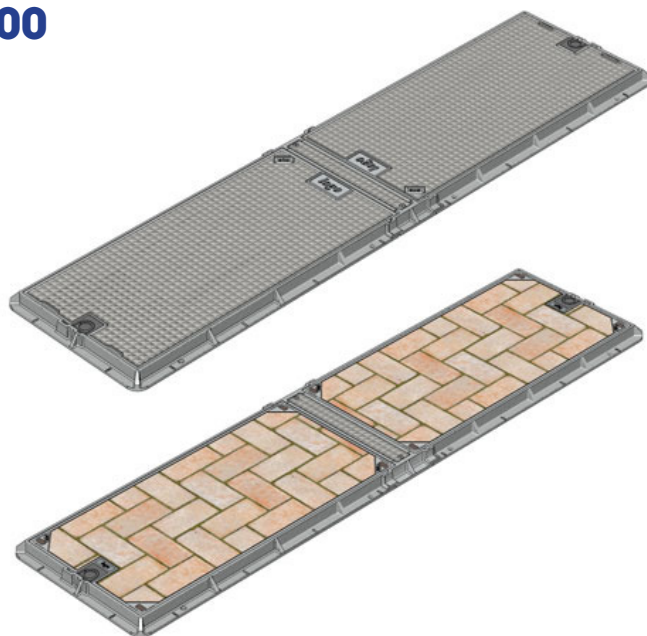


LOCK BLOCKED COVER SET 2600 X 600

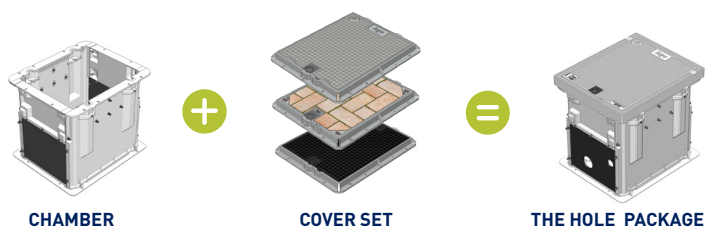
Aluminium Access Covers and Frames (Cover Sets) are lightweight, strong and durable. They are compliant with loading and slip resistance standards in Australia and Europe. Get the hole cost advantage.

Dimensions:	2600 X 600
Standard:	AS 3996-2006
Design Load:	Class B80kN
Weight:	93kg
Heaviest Part:	33kg
Security:	Lock Block, Key Lifter Required for Operation
Surface Options:	Solid Top Natural, Solid Top Charcoal, Infill Paver
Product Code:	B080-403-2606-ST -Solid Top B080-403-2606-IP -Infill Paver

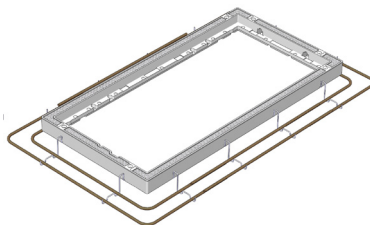


MAKE IT A PACKAGE


WITH SIKA CHAMBERS



**CLASS B CHAMBER AND COVER SET
PACKAGE 2600 X 600 X 700H**



KITSET REINFORCING STEEL (IF REQUIRED)



LOCK BLOCK SECURITY KEY LIFTER