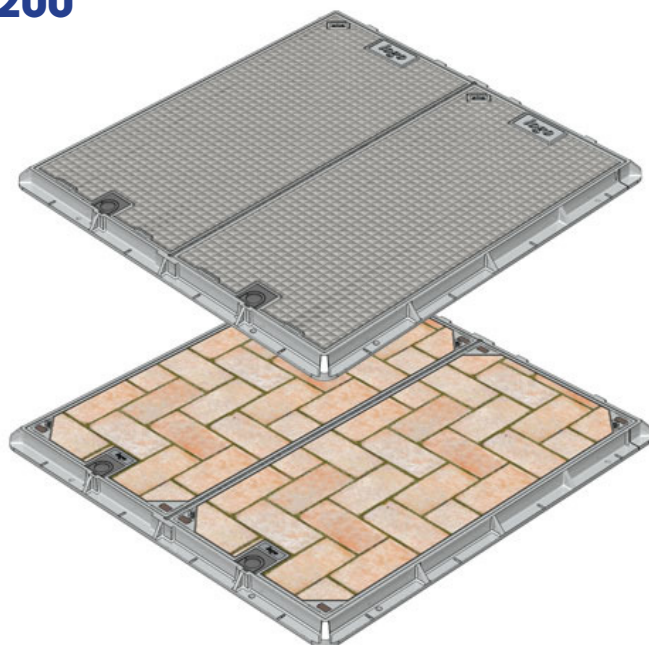


LOCK BLOCKED COVER SET 1200 X 1200

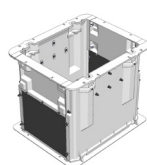
Aluminium Access Covers and Frames (Cover Sets) are lightweight, strong and durable. They are compliant with loading and slip resistance standards in Australia and Europe. Get the hole cost advantage.

Dimensions:	1200 X 1200
Standard:	AS 3996-2006
Design Load:	Class B80kN
Weight:	90kg
Heaviest Part:	30kg
Security:	Lock Block, Key Lifter Required for Operation
Surface Options:	Solid Top Natural, Solid Top Charcoal, Infill Paver
Product Code:	B080-403-1212-ST -Solid Top B080-403-1212-IP -Infill Paver




MAKE IT A PACKAGE


WITH SIKAL CHAMBERS



CHAMBER



COVER SET



THE HOLE PACKAGE



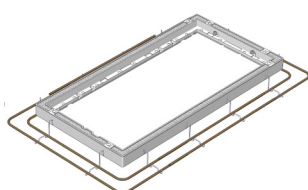
**CLASS B CHAMBER AND COVER
SET PACKAGE 1200 X 1200 X 700H**



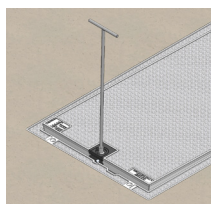
**CLASS B CHAMBER AND COVER SET
PACKAGE 2100 X 1200 X 700H PARTIAL
ACCESS**



**CLASS B CHAMBER AND COVER SET
PACKAGE 2600 X 1200 X 700H PARTIAL
ACCESS**



KITSET REINFORCING STEEL (IF REQUIRED)



LOCK BLOCK SECURITY KEY LIFTER

Visit our website for product
details: sikatech.co.nz