


LOCK BLOCKED COVER SET 1200 X 600

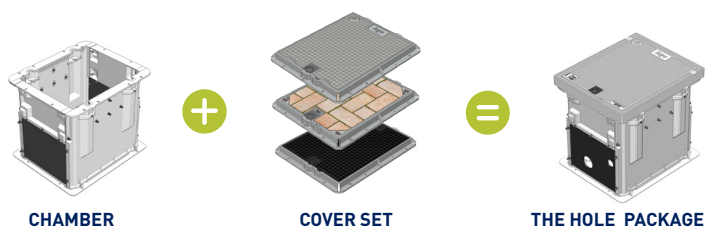
Aluminium Access Covers and Frames (Cover Sets) are lightweight, strong and durable. They are compliant with loading and slip resistance standards in Australia and Europe. Get the hole cost advantage.

| | |
|------------------|---|
| Dimensions: | 1200 X 600 |
| Standard: | AS 3996-2006 |
| Design Load: | Class B80kN |
| Weight: | 46kg |
| Heaviest Part: | 30kg |
| Security: | Lock Block, Key Lifter Required for Operation |
| Surface Options: | Solid Top Natural, Solid Top Charcoal, Infill Paver |
| Product Code: | B080-403-1206-ST -Solid Top B080-403-1206-IP -Infill Paver |

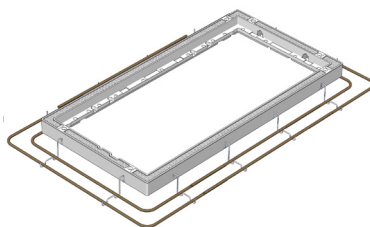


MAKE IT A PACKAGE

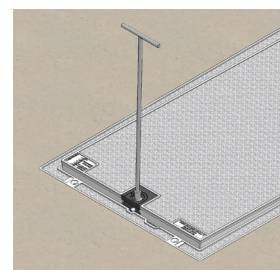
WITH SIKA CHAMBERS



**CLASS B CHAMBER AND COVER SET
PACKAGE 1200 X 600 X 700H**



KITSET REINFORCING STEEL (IF REQUIRED)



LOCK BLOCK SECURITY KEY LIFTER