

## BOLTED COVER SET 1200 X 600

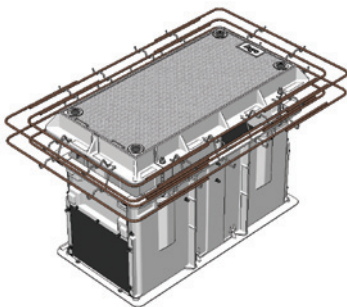
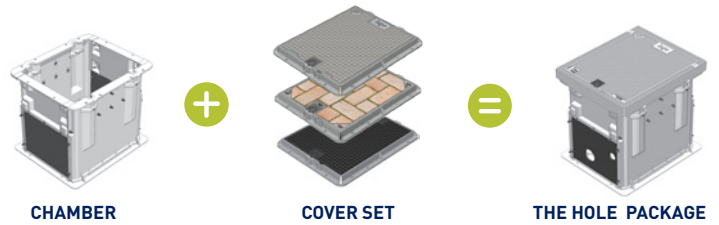
Aluminium Access Covers and Frames (Cover Sets) are lightweight, strong and durable. They are compliant with loading and slip resistance standards in Australia and Europe. Get the hole cost advantage.

<b>Dimensions:</b>	1200 X 600
<b>Standard:</b>	AS 3996-2006
<b>Design Load:</b>	Class D210kN
<b>Weight:</b>	69kg
<b>Heaviest Part:</b>	40kg
<b>Security:</b>	Bolting, Torque Coupling Reqd for Operation
<b>Surface Options:</b>	Solid Top Natural, Solid Top Charcoal
<b>Product Code:</b>	D210-303-1206-ST




<b>1200</b> LONG	<b>600</b> WIDE	<b>69</b> KG	<b>AS</b>	<b>CLASS D</b>	<b>210</b> kN
---------------------	--------------------	-----------------	-----------	----------------	------------------

### MAKE IT A PACKAGE WITH SIKA CHAMBERS



**CLASS D CHAMBER AND COVER SET PACKAGE 1200 X 600 X 700H**



**KITSET REINFORCING STEEL (IF REQUIRED)**



**SECURITY BOLTS FOR BOLTED COVER (BAG OF 4)**



**TORQUE COUPLING FOR BOLTED COVER**