

BOLTED COVER SET 2100 X 600


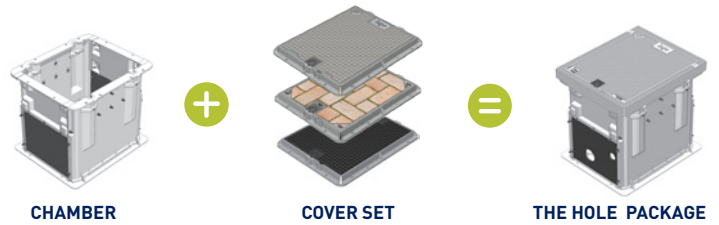
Aluminium Access Covers and Frames (Cover Sets) are lightweight, strong and durable. They are compliant with loading and slip resistance standards in Australia and Europe. Get the hole cost advantage.

Dimensions:	2100 X 600
Standard:	AS 3996-2006
Design Load:	Class D210kN
Weight:	119kg
Heaviest Part:	54kg
Security:	Bolting, Torque Coupling Reqd for Operation
Surface Options:	Solid Top Natural, Solid Top Charcoal
Product Code:	D210-303-2106-ST




2100 LONG	600 WIDE	119 KG	AS	CLASS D	210 kN
---------------------	--------------------	------------------	-----------	----------------	------------------

MAKE IT A PACKAGE WITH SIKA CHAMBERS



CLASS D CHAMBER AND COVER SET PACKAGE 2100 X 600 X 700H



KITSET REINFORCING STEEL (IF REQUIRED)



SECURITY BOLTS FOR BOLTED COVER (BAG OF 4)



TORQUE COUPLING FOR BOLTED COVER