

Refer the Following 3D Cad File for Visual Reference:
D210-07-261207-A00 - Iss A - D210kN Chamber 2600 x 1200 x 700.EASM

Total Mass = 199.5 kg

Refer Sika Installation Guide

Issue:	Issued By:	Or No:	Appvd By:	Date:
A	NL			01-11-10
Released				

CLIENT

PROJECT:
Alum Jointing Chamber
2600L x 1200W x 700H

To Class D210kN Loads
To AS 3996 : 2006

TITLE:
Chamber 2600 x 1200
x 700

sika®

PO Box 58-491, Greenmount
Auckland, New Zealand.
Phone: +64 +9 274 5929
Fax: +64 +9 273 9509
Email: info@sikatech.co.nz
Website: www.sikatech.co.nz
COPYRIGHT RESERVED ©
THIS INFORMATION IS HIGHLY CONFIDENTIAL
& IS THE EXCLUSIVE PROPERTY OF
SIKA TECHNOLOGY LIMITED.

Unless Specified:
All Dimensions In Millimeters
Drawn to AS 1100

Drawn By:

N Lush

Date:

16-12-09

Engineer:

D Hill

Date:

16-12-09

Checked By:

Date:

Approved By:

Date:

Drg Size:

A1

Sht:

1

Iss:

SCALE At A1:

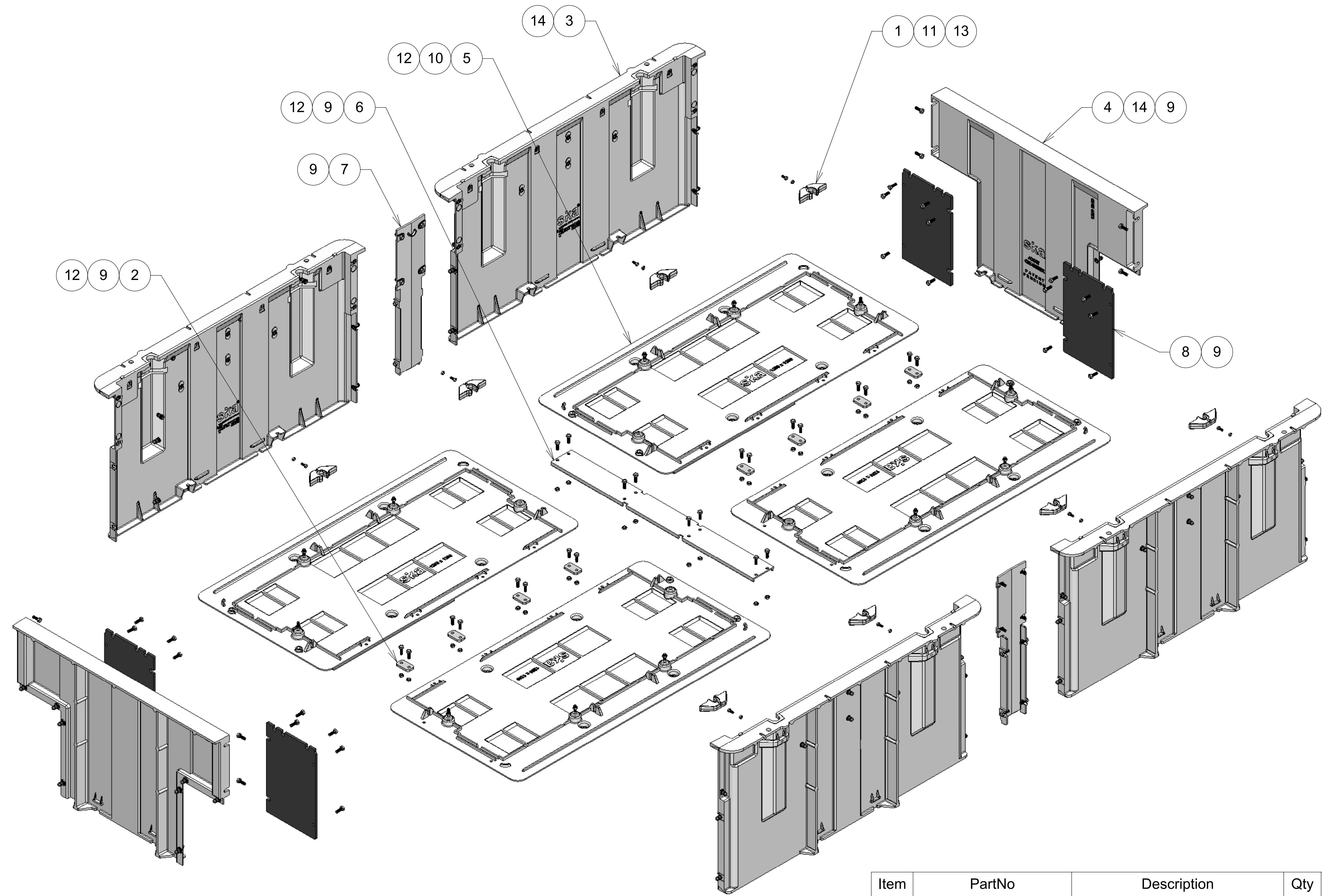
1:10

Of:

3

A

Drg No:
D210-07-261207-A00



Exploded View
Total Mass = 199.5 kg

Refer the Following 3D Cad File for Visual Reference:
D210-07-261207-A00 - Iss A - D210kN Chamber 2600 x 1200 x 700.EASM

Item	PartNo	Description	Qty	@Weight
1	D210-07-RAISER	Chamber Raiser Plate	8	0.271 kg
2	D210-07-BJ	Base Joiner	8	0.049 kg
3	D210-07-1207-SIDE	Chamber 1200L x 700H Side	4	20.65 kg
4	D210-07-1207-END	Chamber 1200W x 700H End	2	15.40 kg
5	D210-07-1206-BASE	Chamber 1200L x 600W Base	4	17.09 kg
6	D210-07-12-BJ	Chamber 1200 Base Joiner	1	2.313 kg
7	D210-07-07-SJ	Chamber 700 Side Joiner	2	1.998 kg
8	D210-07-06-CPDEP	Polyprop Duct Entry Panel	4	1.094 kg
9		Bolt St-St M10 x 30 Long	72	0.029 kg
10		Bolt St-St M10 x 45 Long	12	0.038 kg
11		Bolt St-St M8 x 20 Long	8	0.013 kg
12		Nut St-St M10	36	0.008 kg
13		Nut St-St M8	8	0.001 Kg
14		RivNut St-St M10	82	0.019 Kg

Issue:	Issued By:	Or No:	Appvd By:	Date:
A	NL			16-12-09
Released				

CLIENT

PROJECT:
Alum Jointing Chamber
2600L x 1200W x 700H

To Class D210kN Loads
To AS 3996 : 2006

TITLE:
Chamber 2600 x 1200
x 700

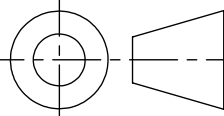
ska[®]

10 Blackburn Rd, East Tamaki
PO Box 58-491, Greenmount
Auckland, New Zealand.
Phone: +64 +9 274 5929
Fax: +64 +9 273 9509
Email: info@sikatech.co.nz
Website: www.sikatech.co.nz

COPYRIGHT RESERVED ©

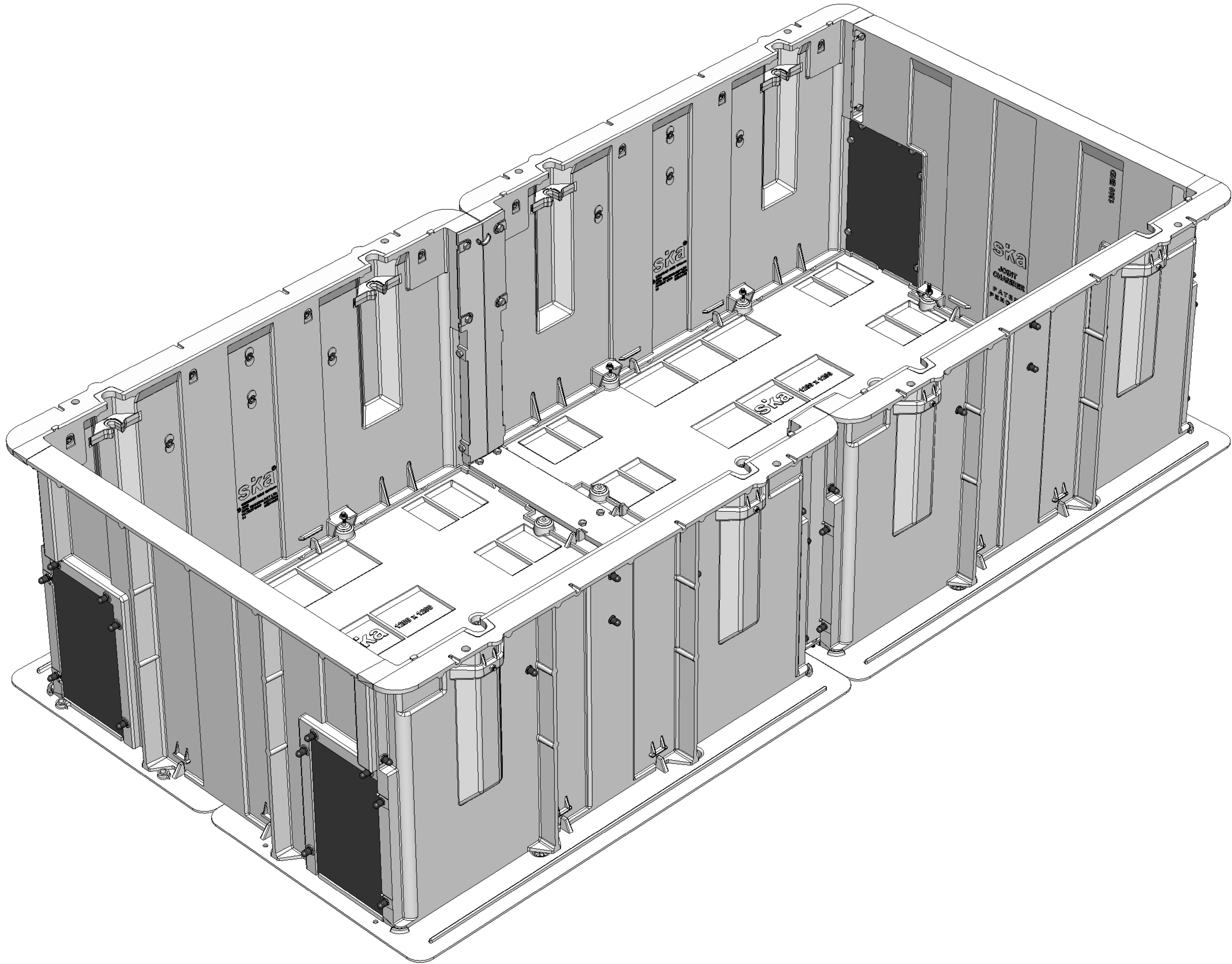
THIS INFORMATION IS HIGHLY CONFIDENTIAL
& IS THE EXCLUSIVE PROPERTY OF
SIKA TECHNOLOGY LIMITED.

Unless Specified:
All Dimensions In Millimeters
Drawn to AS 1100



Drawn By:	N Lush	Date:	16-12-09
Engineer:	D Hill	Date:	16-12-09
Checked By:		Date:	
Approved By:		Date:	
Drg Size:	A1	Sht:	2
SCALE At A1:	1:10	Of:	3
Drg No:			

D210-07-261207-A00



Refer the Following 3D Cad File for Visual Reference:
D210-07-261207-A00 - Iss A - D210kN Chamber 2600 x 1200 x 700.EASM

Issue:	Issued By:	Or No:	Appvd By:	Date:
A	NL			01-11-10
Released				

CLIENT

PROJECT:
**Alum Jointing Chamber
2600L x 1200W x 700H**

**To Class D210kN Loads
To AS 3996 : 2006**

TITLE:
**Chamber 2600 x 1200
x 700**

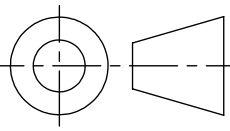
sika®

PO Box 58-491, Greenmount
Auckland, New Zealand.
Phone: +64 +9 274 5929
Fax: +64 +9 273 9509
Email: info@sikatech.co.nz
Website: www.sikatech.co.nz

COPYRIGHT RESERVED ©

THIS INFORMATION IS HIGHLY CONFIDENTIAL
& IS THE EXCLUSIVE PROPERTY OF
SIKA TECHNOLOGY LIMITED.

Unless Specified:
All Dimensions In Millimeters
Drawn to AS 1100



Drawn By:	N Lush	Date:	16-12-09
Engineer:	D Hill	Date:	16-12-09
Checked By:		Date:	
Approved By:		Date:	

Drg Size:	A1	Sht:	3	Iss:
SCALE At A1:	1:10	Of:	3	A

Drg No:
D210-07-261207-A00